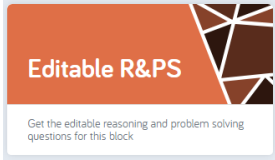






Essentials Planning		DfE core guidance	NCETM PD spine materials	Challenge
6LS1	Place Value	6NPV-1 Understand the relationship between powers of 10 from 1 hundredth to 10 million, and use this to make a given number 10, 100, 1,000, 1 tenth, 1 hundredth or 1 thousandth times the size (multiply and divide by 10, 100 and 1,000).	1.22 Composition and calculation: 1,000 and four-digit numbers https://www.ncetm.org.uk/classroom-resources/primm-1-22-composition-and-calculation-1-000-and-four-digit-numbers/	Option 1: Click on relevant White Rose link in previous column e.g. https://resources.whiterosemaths.com/resources/year-6/autumn-block-1-place-value/ and click on editable reasoning and problem solving:  Get the editable reasoning and problem solving questions for this block Option 2: Recommended books: 
		6NPV-2 Recognise the place value of each digit in numbers up to 10 million, including decimal fractions, and compose and decompose numbers up to 10 million using standard and non-standard partitioning.	1.23 Composition and calculation: tenths https://www.ncetm.org.uk/classroom-resources/primm-1-23-composition-and-calculation-tenths/	
		6NPV-3 Reason about the location of any number up to 10 million, including decimal fractions, in the linear number system, and round numbers, as appropriate, including in contexts.	1.24 Composition and calculation: hundredths and thousandths https://www.ncetm.org.uk/classroom-resources/primm-1-24-composition-and-calculation-hundredths-and-thousandths/	
		6NPV-4 Divide powers of 10, from 1 hundredth to 10 million, into 2, 4, 5 and 10 equal parts, and read scales/number lines with labelled intervals divided into 2, 4, 5 and 10 equal parts.	1.30 Composition and calculation: numbers up to 10,000,000 https://www.ncetm.org.uk/classroom-resources/primm-1-30-composition-and-calculation-numbers-up-to-10-000-000/	
6LS2	Multiply and Divide by 10, 100 and 1,000			
6LS3	Choosing Effective Mental Calculation Strategies	6AS/MD-1 Understand that 2 numbers can be related additively or multiplicatively, and quantify additive and multiplicative relationships (multiplicative relationships restricted to multiplication by a whole number).		
6LS4	Problem Solving with Four Operations Application of Known Facts and Calculation Strategies	6AS/MD-1 Use a given additive or multiplicative calculation to derive or complete a related calculation, using arithmetic properties, inverse relationships, and place-value understanding.	1.29 Using equivalence and the compensation property to calculate https://www.ncetm.org.uk/classroom-resources/primm-1-29-using-equivalence-and-the-compensation-property-to-calculate/	
6LS31				

			2.25 Using compensation to calculate https://www.ncetm.org.uk/classroom-resources/primm-2-25-using-compensation-to-calculate/	<p>CGP</p> <hr/> <p>Key Stage Two Maths</p>  <p>SATS Question Book Stretch</p> <p>Ages 10-11 Includes answers Extra SATS practice to challenge pupils aiming for a high score</p> <hr/> <p>CGP</p> <hr/> <p>KS2 Maths Reasoning</p>  <p>SATS Question Book</p> <p>New! Ages 10-11 Includes answers</p> <hr/> <p>Option 3: NCETM primary assessment</p>
6LS5	Application of Factors, Multiples and Primes			
6LS6	Equivalent Fractions	6F-1 Recognise when fractions can be simplified, and use common factors to simplify fractions.	3.7 Finding equivalent fractions and simplifying fractions https://www.ncetm.org.uk/classroom-resources/primm-3-07-finding-equivalent-fractions-and-simplifying-fractions/ Upper Key Stage 2 fractions video lessons, lessons 10 - 17 https://www.ncetm.org.uk/classroom-resources/vl-upper-key-stage-2-fractions-video-lessons/	
6LS7	Comparing and Ordering Fractions	6F-2 Express fractions in a common denominator and use this to compare fractions that are similar in value. 6F-3 Compare fractions with different denominators, including fractions greater than 1, using reasoning, and choose between reasoning and common denomination as a comparison strategy.	3.8 Common denomination: more adding and subtracting https://www.ncetm.org.uk/classroom-resources/primm-3-08-common-denomination-more-adding-and-subtracting/	
6LS8	Adding and Subtracting Fractions			
6LS21	Multiplying Fractions			
6LS22	Dividing Fractions			
6LS23	Fraction Problem Solving			

				<p>materials for Year 5 which have a master with greater depth column</p> <p>https://www.ncetm.org.uk/classroom-resources/assessment-materials-primary/</p>  <p>Option 4: NRICH– use the National Curriculum tracking document to locate relevant material</p> <p>https://docs.google.com/spreadsheets/d/1j6RPbZA1i0tdJDZtwBjNtwIQE-1NcmtHYgQJdJrvDM/edit#gid=694489868</p>
6LS11	Calculating Percentages			
6LS12	Formal Written Method of Multiplication			
6LS13	Area of Parallelograms and Triangles			
6LS18	Exploring Relationships Between Perimeter and Area	<p>6G-1 Draw, compose, and decompose shapes according to given properties, including dimensions, angles and area, and solve related problems.</p>	<p>2.16 Multiplicative contexts: area and perimeter 1</p> <p>https://www.ncetm.org.uk/classroom-resources/primm-2-16-multiplicative-contexts-area-and-perimeter-1/</p>	

Year 6 long term plan mapping document

6LS14	Formal Written Method of Short Division			
6LS15	Properties of Shape			
6LS25	Volume			
6LS16	Order of Operations and Algebra			
6LS28	Algebra and Sequences	6AS/MD-4 Solve problems with 2 unknowns.	1.31 Problems with two unknowns https://www.ncetm.org.uk/classroom-resources/primm-1-31-problems-with-two-unknowns/	
6LS34	Further Algebra			
6LS17	Formal Written Method for Long Division			
6LS19	Recognise and Find Angles			
6LS20	Reflection and Translation			
6LS24	Ratio and Proportion	6AS/MD-3 Solve problems involving ratio relationships.	2.27 Scale factors, ratio and proportional reasoning https://www.ncetm.org.uk/classroom-resources/primm-2-27-scale-factors-ratio-and-proportional-reasoning/	
6LS26	Measures			
6LS27	Statistics – Interpret Line Graphs and Pie Charts			
6LS29	Statistics – Calculate and			
6LS33	Statistical Representations			
6LS30	Interpret Mean Average			
6LS32	Constructing Pie Charts			