

## English

This week, we began a new topic about 'Recounts' with the book 'Ruby's Worry.' From the book, we tried to guess what she was worrying about. We wrote sentences about when we worry. We wrote a list of ideas to give to Ruby about sensible activities that she could play at the park.

## Science

This week we continued our topic 'Animals Including Humans.' We were sorting animals into groups of carnivores, herbivores and omnivores, naming the animals and finding out about animal diets. Based on their diets, we were then able to sort the animals into the right group.

## P.E.

We continued this half term's topic of 'Team Building.' We were putting our trust in a partner by being blindfolded and following the directions they gave us. We put our skills of careful listening and precise instructions to be successful.

## Computing

We continued this half term's new unit called 'Programming - Moving a robot.' We looked in more detail at directions and how we follow directions depending on how well instructions have been explained. We then programmed our robots to move in a certain way and to certain places.

## Italian

This week we revised about winter and the different items of clothing that are associated with winter in Italian. We joined in with a song and video, remembering the words.

## Religious Education

We continued this half term with our Religious Education topic about 'Galilee to Jerusalem.' We first heard about the story of 'Finding the boy Jesus in the Temple' and how Mary and Joseph had lost him for three days. We then found out about what Jesus' mission was and how this is linked to Christians spreading God's love to others. We thought how we can follow Jesus' mission.

## Maths

We have been primarily learning about 3-D shapes and their properties. We have looked at what shape faces they have, including if they are curved or straight or both, as well as identifying the 2-D shape faces that they have. We have also looked at length, height and mass, comparing different objects.

## P.S.H.E.

We continued this half term's topic 'Dreams and Goals.' We thought about what it takes to work well with a partner, then designed a wellington boot together to show these skills.

**Year 1**  
**Spring Term**  
**23.01.2026**



## Golden Book

This week, the Golden Book award goes to

**Sienna-Mae**

for her huge improvement in handwriting since the beginning of the year and her growing confidence in herself and her learning.



## Spellings and Homework

- Many
- Very
- Quickly
- Hungry
- Slowly
- Holy
- Family
- Thirsty
- Any
- Eye

The children are to write these words into a sentence.

This week we have continued our Phase 5 sounds of 'y' as 'ee.'

We will also continue practising our Phase 5 sounds ai, ay, oy, oi, ie, igh ai, a\_e, o\_e and oa, e\_e, ea, ee, ou, ow, ch, ur, ue, oo and ew.

### **Other Homework:**

Please read and record this in their reading record. Books are changed on a Monday and Wednesday.

**Please see attached R.E. homework.**

## Geography

We continued this half term's topic of 'Our Country.' We looked at what a journey line is and what an 'aerial view' shows. We then created a journey line for where we live in the UK.







## Music

We continued this half term's topic of 'Dinosaurs.' We explored how pitch can change depending on how low or high the sound being made is.

We then sang a song with pitch changes. Finally, we used a glockenspiel to explore where the high and the low pitch notes were.

## Design and Technology

We continued this half term's topic about Fabric Bunting. We used a paper template to help cut out fabric shapes, first using chalk to trace around our template onto felt fabric. We were trying hard to master the skill of using scissors to cut material accurately.

3D SHAPE	NAME	FACES
		
		
		
		
		
		

Sphere

cube

pyramid


cuboid

cylinder

cone

# RELIGIOUS EDUCATION HOMEWORK FOR THIS HALF TERM - OPTIONAL

This week in Catholic Social Teaching, we were learning about the principle of Solidarity and peace. To link with this, children are invited to create a recipe of how to make peace, which is cross-curricular learning in English where we have been writing instruction about how to make certain foods. The image below can be used, or your child can draw their own image of peace alongside their recipe.



\_\_\_\_\_ 's

## Recipe for Peace

2 cups of \_\_\_\_\_

$\frac{3}{4}$  cups of \_\_\_\_\_

2 tablespoons of \_\_\_\_\_

1 teaspoon of \_\_\_\_\_

A pinch of \_\_\_\_\_

**Bake at 350° for a yummy batch of peace!**

twinkl.co.uk