

English

This week, we continued our topic of 'Instructions.' First we wrote sentences about how we can great fruit salad terrible tusks, like from the Gruffalo. Then we wrote sentences to give commands when we ask someone to follow our instructions. We finally joined ideas with the word 'and'.

Science

We began our new topic 'Animals Including Humans.' We were identifying and naming some common animals. We named the groups of animals including fish, mammals, birds, reptiles and amphibians, identifying what groups animals belong to.

P.E.

We began this half term's new topic called 'Team Building.' We considered what skills we need in order to be successful when working in team, such as listening, sharing and cooperation. We put these skills into paired activities using equipment.

Computing

This week we began the first lesson of this half term with our E-Safety lesson about 'Relationships and Communication' focusing about device advice and why we pause for people. We reflected on strategies on how to be an active listener even when using a device and practised this.

Italian

This week we were learning about La Befana, who she is and how she is linked to the feast of Epiphany. We learned the words to a song about her in Italian.

Religious Education

We began this half term with our Catholic Social Teaching lesson about Solidarity and Peace. We thought about what the word 'peace' means and when we have felt peaceful. We listened to a story called 'God's Dream'. From this, we discussed what it is that God wants. We wrote this on a dove, as well as our own promise about how to help to make God's dream of peace come true.

Maths

We have been primarily learning about placing numbers on a blank number line from 0-20. We have used our understanding of place value and number sense to help us. We also looked at the values of different Cuisenaire Rods, making equivalent values of one rod with two, three and even four other rods.

P.S.H.E.

We began this half term's new topic called 'Dreams and Goals.' We thought about how we can set simple goals. We were able to talk about something that we do well and are successful at.

Year 1
Spring Term
09.01.2026



Golden Book

This week, the Golden Book award goes to

Hudson

For his fantastic improvement in his English Writing and handwriting and his focus in each and every lesson across all curriculum subjects.



Spellings and Homework

- True
- Blue
- Food
- Soon
- Bird
- Thursday
- People
- Looked
- Work
- House

The children are to write these words into a sentence.

This week we have continued our Phase 5 sounds of the long vowel sounds 'ir' and 'ur', 'ue and oo.'

We will also continue practising our Phase 5 sounds ai, ay, oy, oi, ie, igh ai, a_e, o_e and oa, e_e, ea, ee, ou, ow and ch.

Other Homework:

Please read and record this in their reading record. Books are changed on a Monday and Wednesday.

Please see attached R.E. homework.

Geography

We began this half term's new topic called 'Our Country.' We identified key features of the countries of the UK on aerial view photographs, explaining the difference to a front facing photograph or a plan.

Music








We began this half term's new topic called 'Dinosaurs.' We were learning how to move to the pulse, thinking about dynamics. We were noticing about what dinosaurs were loud and which were quiet, also moving to the rhyme. We followed graphic scores of big and small dinosaur feet.

Design and Technology

We began this half term's new topic about Fabric Bunting. We looked at different bunting examples and evaluated them, by saying what we liked and disliked about the design of the product. We used the products to start gathering our own ideas.


Filling in Missing Numbers on a Number Line

The number lines below are not quite complete. See if you can use a number square or your knowledge of the number system and fill in the missing numbers.

1.	 <p>A horizontal number line with 10 equal segments. The numbers 1, 2, 4, 6, 7, and 10 are written above the line. The segments between 2 and 4, 4 and 6, 7 and 10, and after 10 are empty.</p>
2.	 <p>A horizontal number line with 10 equal segments. The numbers 11, 13, 15, 16, 17, and 20 are written above the line. The segments between 13 and 15, 17 and 20, and after 20 are empty.</p>
3.	 <p>A horizontal number line with 8 equal segments. The numbers 12, 15, 16, 18, and 19 are written above the line. The segments between 12 and 15, 16 and 18, and after 19 are empty.</p>
4.	 <p>A horizontal number line with 8 equal segments. The numbers 6, 7, 9, 10, and 14 are written above the line. The segments between 7 and 9, 10 and 14, and after 14 are empty.</p>
5.	 <p>A horizontal number line with 8 equal segments. The numbers 11, 14, 15, 16, and 19 are written above the line. The segments between 14 and 15, 16 and 19, and after 19 are empty.</p>
6.	 <p>A horizontal number line with 6 equal segments. The numbers 13, 14, 17, and 19 are written above the line. The segments between 14 and 17, 17 and 19, and after 19 are empty.</p>
7.	 <p>A horizontal number line with 6 equal segments. The numbers 6, 8, and 12 are written above the line. The segments between 8 and 12, and after 12 are empty.</p>

RELIGIOUS EDUCATION HOMEWORK FOR THIS HALF TERM - OPTIONAL

This week in Catholic Social Teaching, we were learning about the principle of Solidarity and peace. To link with this, children are invited to create a recipe of how to make peace, which is cross-curricular learning in English where we have been writing instruction about how to make certain foods. The image below can be used, or your child can draw their own image of peace alongside their recipe.



_____ 's

Recipe for Peace

2 cups of _____

$\frac{3}{4}$ cups of _____

2 tablespoons of _____

1 teaspoon of _____

A pinch of _____

Bake at 350° for a yummy batch of peace!

twinkl.co.uk