

English

This week, we have continued using the book 'Little Red and the Very Hungry Lion' as the stimulus for our lessons. We created our own version of the story using a planning board. We then wrote the beginning, middle and end of our story, ensuring we remembered our punctuation and neat handwriting.

Science

This week we continued our topic of 'Seasonal Changes.' We were identifying the changes from spring to summer. We found out about what happens to the length of days in summer and the length of the nights. We also explained what we wear in summer and what trees look like.

P.E.

We continued this half term's topic of 'Sending and Receiving.' We were developing our throwing and catching skills over a longer distance. We used a tennis ball to practise our overarm throw. We started close to our partner then moved back a step if successful.

Italian

This week we continued learning about the days of the week in Italian. We listened to the bird Days of the Week song again to help us remember the order. We then wrote the days of the week around a circle of a bird's nest in the correct order in Italian.

David Attenborough Walk

Today we paid tribute to David Attenborough's 100 Birthday to this very day! We all walked to Barclay Park as a whole school to take in the sights and sounds of nature that adorns on our very doorstep.

Religious Education

This week we continued our Religious Education topic about 'To the Ends of the Earth.' We explored how the apostles felt after the Resurrection of Jesus. We heard the scripture and used this in groups to role-play the story. We then wrote speech bubbles to show what the apostles might have said. We also learned about how the Holy Spirit is described in scripture. We recalled the four times we have heard about the Holy Spirit in our learning so far this year in the Creation story, Mary's Annunciation, Jesus' Baptism and Pentecost.

Maths

We have mainly been learning about volume and capacity. We were comparing, describing and measuring capacity practically (how much a container can hold) and the volume (the amount already inside a container), using words such as full, empty, nearly empty and half-full.

P.S.H.E.

This week we continued our topic of 'Relationships.' We expressed how we feel about someone who is special to us. We drew a picture of a special person to us and wrote an explanation about what makes them special.

Year 1 Summer Term 08.05.2026



Golden Book

This week, the Golden Book award goes to

George

for the huge improvement and concerted effort with his learning, handwriting and his great contributions and understanding in our Religious Education lessons!



Spellings and Homework

- Harder
- Longer
- Softer
- Faster
- Tallest
- Quickest
- Kindest
- Shortest
- Monday
- Tuesday

The children are to revise and write these words into a sentence.

This week we have learned about adding -er and -est.

We will also continue practising our Phase 5 sounds ai, ay, oy, oi, ie, igh ai, a_e, o_e and oa, e_e, ea, ee, ou, ow, ch, ur, ue, oo, ew, y, au, aw, or, oa, oe, ow, wh, soft c and g, ph and ea, ie as ee and adding -ed, -s and -es.

Other Homework:

Please read and record this in their reading record. Books are changed on a Monday and Wednesday.

Geography

We continued this half term's topic of 'Wonderful Weather.' We understood the dangers of weather and explained how weather can be dangerous to us. We understood how extreme weather affects us.

Music

We continued this half term's topic of 'Fantasy and Adventure.' We were responding to music by showing an awareness of pitch, dynamics and tempo. We heard part of The Magic Flute 'Papageno' which is a duet of a bird love song. We then sang this with a partner.

Design and Technology

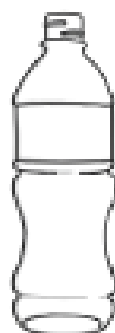
We continued this half term's topic of 'Moving Pictures.' We made a wheel mechanism to use in our product. We put a card disc on our background with the edge sticking out, then drew a small square on the background, cut it out and used a split pin to fix them together.

Volume


To understand capacity and volume.



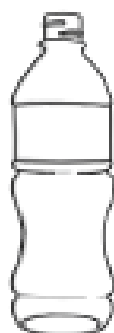
Draw the liquid in the bottle to match the volume.



full



empty

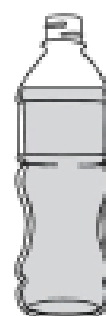




nearly empty



half full

Draw a line connecting the pictures with the correct volume.



full

nearly empty

half full

nearly full

empty

Tick the container that is half full.



Capacity and Volume

Can you draw a line on each container to show the water level at the correct volume?



half full



nearly full



nearly empty



full


Which container has the smaller capacity? Circle one.



Which container has the greater capacity? Circle one.



Which container has the greatest capacity? Circle one.



Which container has the smallest capacity? Circle one.

