

## English

This week, we started to read our new book 'Julian is a Mermaid'. We have practised writing questions, statements, commands and exclamation sentences. We have also spent time identifying verbs.

## PSHE

This week we spoke about staying safe.

## Science

This week, we looked at sunflower seeds and learnt about how they germinate.

## Music

This week, we listened to music, practised singing and performing with an awareness of dynamics.

## History

This week, we learnt about some important British monarchs. We then put these into the correct order on a timeline.

## DT

We created our fabric faces.

## PE

In PE, Steel from the Gladiators came to talk to us about healthy living. We also practised using the ready position to catch and return a ball.

## Maths

In Maths, we have been making equal groups. We have described what we can see in the groups and what number sentences match the pictures.

Year 2

Spring Term




12/04/26

## Guided Reading

This week, we have carried out guided reading daily. Please ensure you read with your child daily and sign the reading record.

We have been reading:



Spellings and Homework:  
'war' saying 'wor' and  
'wor' saying 'war'

War

Ward

Warm

Towards

World

Worst

Work

Worth

Prove

Improve

Other Homework:

TTRS

Reading daily


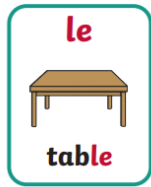
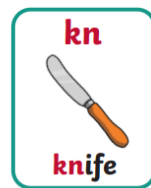

Please continue to practise spelling the Year 2 common exception words and Phase 6 spelling rules. I have attached them below.

## RE



This week, we carried out our Catholic Social Teaching lesson which focused on the dignity of workers. We thought about what we want to be when we grow up and how we would like to be treated. We also discussed the events between Jesus' resurrection and Pentecost. We sequenced the events and thought about how the disciples would be feeling.

# Homework

Spelling	Write	Write	Write
war			
ward			
warm			
towards			
world			
worst			
work			
worth			
improve			
prove			



Phase 6 spelling rules



# A Recipe for Kindness



## What you need:

A sprinkle of love.  
A warm embrace.  
A reassuring smile.  
A helping hand.  
A few warm words.  
A dash of understanding.

Throw in a please,  
some thank yous too  
and even hold a door.

There are many kind ingredients  
so I'm sure you'll think of more.



## What to do:

Mix all of these together  
and plant them like a seed.  
Plant them in your heart and mind  
to use as a good deed.

You will know when it is time  
to brighten someone's day.  
Your random act of kindness  
will go a long, long way.

Turn a frown into a smile  
or even dry a tear.  
Then, chase away a worry  
or even banish fear.

Yes, kindness is a good thing.  
It's mighty but it's small  
and it can make a difference.  
It's the greatest gift of all.

So don't be afraid to use it,  
make the world a better place.  
Sprinkle acts of kindness  
to help the human race.

# Questions

1. Which word is used to describe the embrace at the beginning of the poem? Tick one.

- hot
- cold
- warm
- cool

2. Number the boxes 1-3 in the order that they are written in the poem.

- and even hold a door.
- A sprinkle of love.
- Throw in a please,

3. Circle one word that means 'great power or strength'.

*It's mighty but it's small and it can make a difference.*

4. Look at the last verse of the poem. Find and copy one word that means the same as 'scared'.

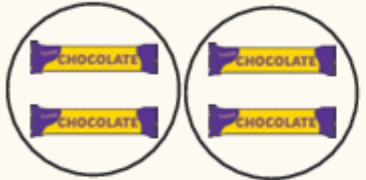
\_\_\_\_\_


5. Fill in the missing word.


Turn a frown into a \_\_\_\_\_ or even dry a tear.


# Mathematics

Draw shapes to share the food items equally. Fill in the missing numbers in the sentences then complete the division calculation. The first one has been done for you.

<p>Share the chocolate bars equally between 2 children.</p> 	<p>There are <b>4</b> chocolate bars altogether.</p> <p>The chocolate bars are shared equally between <b>2</b> children.</p> <p>They each get <b>2</b> chocolate bars.</p>	$4 \div 2 = 2$
---	--	----------------

<p>Share the cookies equally between 2 children.</p> 	<p>There are <input type="text"/> cookies altogether.</p> <p>The cookies are shared equally between <input type="text"/> children.</p> <p>They each get <input type="text"/> cookies.</p>	$\square \div \square = \square$
---	---	----------------------------------

<p>Share the apples equally between 4 children.</p> 	<p>There are <input type="text"/> apples altogether.</p> <p>The apples are shared equally between <input type="text"/> children.</p> <p>They each get <input type="text"/> apples.</p>	$\square \div \square = \square$
---	--	----------------------------------

<p>Share the lollipops equally between 3 children.</p> 	<p>There are <input type="text"/> lollipops altogether.</p> <p>The lollipops are shared equally between <input type="text"/> children.</p> <p>They each get <input type="text"/> lollipops.</p>	$\square \div \square = \square$
--	---	----------------------------------

## Arithmetic practise

$12 + \underline{\quad} = 40$

$32 - 21 = \underline{\quad}$

$27 + 45 = \underline{\quad}$

$45 = 39 + \underline{\quad}$

$35 - 19 = \underline{\quad}$

$35 + 46 = \underline{\quad}$