

English

This week, we have completed our end of Year 2 assessments.

Maths

This week, we have completed our end of Year 2 assessments.

Spellings and Homework:

Bridge

Badge

Gnome

Knife

Wrist

Table

Picture

Thumb

Monkey

World

TTRS and reading daily Please continue to practise spelling the Year 2

Science

This week, we learnt about the life cycle of animals.

PE

This week, we learnt about pace and stamina and played games to help improve these skills.

Year 2

Spring Term



12/06/2026

RE

This week, we learnt about the Good Samaritan. We acted out the story and thought about how Christians behave because of this Parable. Then we retold the Parable in our own words.


Music

This week, we watched the Talent Show. We had a great time watching our friends perform.

Guided Reading

This week, we have carried out guided reading daily. Please ensure you read with your child daily and sign the reading record.

We have been reading:



Geography

This week, we learnt about the seven continents.

Art

This week, we created create a painting using warm and cool colours. We also learnt about Robert and Sonia Delaunay.

Computing

This week, we learnt how a sequence of commands has an outcome.


School Trip

This week, we also enjoyed our trip to the Royal Gunpowder Mills. The children loved the train ride where they got to spot deer and different birds. They also enjoyed making and launching their own rockets. Thank you to Mrs Ferraro and Mrs Ferraro for all your help!

Homework

Year 2 Common Exception Words

after again any bath beautiful because behind both break busy child children Christmas	class climb clothes could cold door even every everybody eye fast father find	floor gold grass great half hold hour improve kind last many mind money	most move Mr Mrs old only parents pass past path people plant poor	pretty prove should steak sugar sure told water whole who wild would
--	---	---	--	---

y  fly	dge  bridge	ge  fringe	gn  gnome	kn  knife
wr  wrist	le  table	eer  deer	ture  picture	mb  thumb
al  walk	a  walnut	o  glove	ey  monkey	war  warm
wor  world	s  treasure	wa  watch	qua  squash	tion  station

	Write	Write	Write
bridge			
badge			
gnome			
knife			
wrist			
table			
picture			
thumb			
monkey			
world			

Sun, Sea and Beach Safety

The Sun

- Never look up at the sun.
- Always wear sunglasses, suncream and a hat.
- Always stay in the shade between 11am and 3pm.
- Keep a t-shirt on. Cover your shoulders.
- Drink lots of water.




The Sea

There are some creatures to be careful around like:



jellyfish




stingrays



mussels



clams



coral



The Beach

Lifeguards patrol beaches. The RNLI means Royal National Lifeboat Institution. Their lifeguards help many people. Stay safe on the beach:

- Swim where it is safe.
- Make sure you can swim.
- Always have an adult with you.
- Watch the weather.
- Wear the proper clothing when playing water sports.
- Shout for help and hold your hand in the air if in trouble
- If you ever see someone else in trouble - get a lifeguard or tell an adult.
- Ask adults if it's safe and look at safety flags.

Bathing Flag

The area is watched by lifeguards. Between two of these flags is a safe place to swim and use a bodyboard.



Surfing Flag

The area is safe for water activities like surfboarding and kayaking, but not safe for swimming or bodyboarding.



Danger Flag

Danger! NEVER enter the water when you see this flag.



Orange Windsock

Dangerous wind conditions. Never use an inflatable like a rubber ring or dinghy - you could get swept out to sea.



① Name something you can do to protect your eyes.

② What should you drink lots of?

③ Name two creatures that you should be careful around in the sea.

④ Who patrols the beaches?

⑤ What do they do?

⑥ What should you wear when playing water sports?

Next week, we will be learning about shape. What can you remember about shape from last year?

Use this link to help refresh your memory. [2D and 3D shapes - KS1 Maths - BBC Bitesize](#)

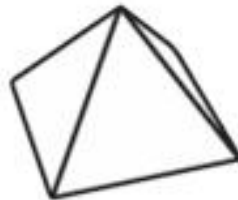
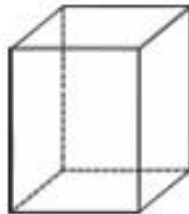
Shape

Tick the **two** sentences that are correct.

- A A rectangle has four sides.
- B A rectangle has no lines of symmetry.
- C A rectangle has four corners.
- D All sides of a rectangle are equal in length.



Circle the shape with six faces.



Match each shape to its name:

octagon

square

triangle

pentagon

