Reception Autumn Term



13.11.26.

Literacy

We have focused on identifying rhyming words and listening very carefully to how the words sound. We then used our Phonic knowledge to write rhyming words such as ***hat*** and ***cat*** and ***log*** and ***dog***.

Communication and Language

Linking to Parliament Week, we have discussed the location of the Houses of Parliament and who works there.

Catholic Social Teaching

This week we have completed Catholic Social Teaching linked to how we can help the poor.

RE

This week we have spoken about the new vocabulary we will be learning in our topic ***Prophecy and Promise.***

Understanding the World

We have been practising our independent writing skills by making lists of all the objects seen in an Autumn picture.

Parent Information

Please read with your child each day and record how they have got on in their Reading Record.

Please review the sounds

s, a, t, p, i, n, m, d, g, o, c, k, ck, e, u, r

with your child.

Thank you!

Mathematics

We have focused on naming 3D shapes this week.



Personal Social Emotional Development

We have revisited our classroom rules and expectations.

Class Book



Linking to our work on rhyming words, we have shared the story *Fun Dog, Sun Dog.*

Library Books

Your child has been to the Library and chosen a book.

Please share this book with your child at home and return next Friday.

Phonics

We have been learning the Level 2 phonemes

ck e u r

and the Tricky Words

to the



PE

We have focused on developing our hand-eye coordination and practised rolling a ball to our partner.

Expressive Arts and Design

To celebrate Remembrance Day, we have created our own handprint poppies.



The Gold Book



Amelia

For demonstrating very good segmenting and blending skills in reading.

Today, we have been learning **ck**.

Level 2

Picture



duck with a stick

Action



Make a duck's beak with your hands and pretend to pick up sticks.

Formation



Curl around the duck's head. Down the stick, up and around the top of the duck's beak, then flick out at the bottom of the duck's beak.

Double Letters

'c' and 'k' both make the /c/ sound.

When the /c/ sound appears at the end of a word, it is usually represented as a 'ck'.

'ck' normally appears at the end (or near the end) of the words.

For example,
duck
rocks

Word List

Help your child to sound out and blend to read these words.

pick	tick
kick	sock
sack	mock



Today, we have been learning **e**.

Level 2

Picture



egg

Action



Make an egg with one hand and tap it with the other.

Formation



Around the egg and under the egg cup.

Song

(To the tune of 'She'll Be Coming Round the Mountain')

We like eating eggs for breakfast,
e – e – e
We like eating eggs for breakfast,
e – e – e
We like eating eggs for breakfast,
Eating eggs for breakfast,
We like eating eggs for breakfast,
e – e – e!



Word List

Can you sound out these words?

get	pet
ten	peg
men	neck

Today, we have been learning **u**.

Level 2

Picture



umbrellas

Action



Make one hand into an umbrella and sprinkle rain on it.

Formation



Down one umbrella handle, up and down the other.

Song

(To the tune of 'Old King Cole')

u - u - u! It's a very wet day,
So umbrellas are what we need.
Put up,
Out we go,
Running fast,
Walking slow,
u - u - u and we'll all stay dry indeed!

Word List

Can you sound out these words?

up	mum
run	mug
cup	sun





Today, we have been learning **r**.

Level 2

Picture



robot

Action



Move your arms like a robot.

Formation



Down the robot's body, up and over its arm.

Song

(To the tune of 'Frère Jacques')

Walk like robots,
Walk like robots,
r - r - r,
r - r - r,
Let's all move our arms round,
Let's all move our arms round,
r - r - r,
r - r - r.

Word List

Help your child to sound out and blend to read these words.

rot	rip
ram	rat
rug	Rick





Ask your child to design a Christmas card using the above theme. This should be completed on A4 paper and clearly named on the back and not on the front design itself.

Please return Homework by Wednesday 25th November.

This is a wonderful piece of creative RE Homework for this half term. We look forward to seeing your child's Christmas card creation.

If you have any questions about this Homework, then please ask. Thank you for your support!