Reception Autumn Term

20.11.26.

Literacy

We have spoken about kind and unkind actions. We have written about how we feel if someone is kind or unkind to us.



Communication and Language

We celebrated *International Men's Day*, by continuing our work on The Good Samaritan, exploring Christian values through his example of helping others and demonstrating that showing kindness is a strength.

RSE

This week we have been talking about what to do when someone is unkind to us.

RE

This week we have been learning the story about how God chose Mary to be Jesus' mother.

Understanding the World

We have discussed all the acts of kindness that happen around the world. We thought about how a small act of kindness goes a long way!

Parent Information

Your child has received the line they will be saying in the EYFS Nativity

Whoops-A-Daisy.

Please practise this line at home so your child is able to say it clearly during the performance.

Thank you for your support!

Mathematics

We have recalled our previous learning and talked about the difference between 2D shapes and 3D shapes.

Personal Social Emotional Development

We have created lists about kind and unkind actions.



Class Book



Linked to our discussions about acts of kindness, we have been reading about how we can show kindness to others.

Library Books

Your child has been to the Library and chosen a book.

Please share this book with your child at home and return next Friday.

Phonics

We have been learning the Level 2 phonemes

h b f l

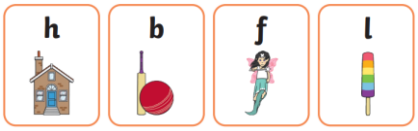

We have now learnt all of the Level 2 Tricky Words

I no go to the

PE

We have focused on developing our teamwork skills.

Expressive Arts and Design

We have been learning the words to the songs for the Nativity.

I have uploaded the songs to our class page. Please click on each song so your child can practise at home.

Thank you.

Happy singing!

The Gold Book



Arabella-Rose

For growing in confidence recognising and blending letter sounds.

Today, we have been learning **h**.

Level 2

Picture



house

Action



Pretend to open the door of the house.

Formation



Down the chimney to the floor, up and over the new front door!

Song

(To the tune of 'Here We Go Looby Loo'.)

Into the house - h, h,
In through the new front door.
Into the house - h, h,
We cannot wait to explore!

Word List

Help your child to sound out and blend to read these words.

had	hop
him	hum
hot	hug



Hh

Today, we have been learning **b**.

Level 2

Picture



bat and ball

Action



Pretend to throw and catch a ball.

Formation



Down the bat, up and around the ball.

Song

(To the tune of 'London Bridge Is Falling Down')

We play with our cricket bats,
b - b - b
b - b - b
We play with our cricket bats,
Mind the windows!

Word List

Help your child to sound out and blend to read these words.

but	bed
big	bus
back	bug



Bb

Today, we have been learning **f**.

Level 2

Picture



fairy

Action



Pretend to wave a magic wand.

Formation



Over the fairy's head, down her dress and give her a wand.

Song

(To the tune of 'Twinkle, Twinkle, Little Star')

Twinkle, twinkle, cast a spell
In the night so we sleep well.
See she waves her little light,
f - f all the night.
Twinkle, twinkle, cast a spell
In the night so we sleep well.

Word List

Help your child to sound out and blend to read these words.

if	fun
fog	fan
fit	fig



Ff

Today, we have been learning **l**.

Level 2

Picture



lolly

Action



Pretend to lick an ice lolly.

Formation

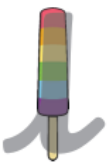

Down the lolly and lick!

Song

(To the tune of 'My Bonnie Lies over the Ocean')

Oh, we like to lick lovely lollies,
l - l on a hot summer's day.
Oh, we like to lick lovely lollies,
To keep us all cool as we play.

Word List

Help your child to sound out and blend to read these words.

lap	lid
leg	lick
lot	lock



Ll



Ask your child to design a Christmas card using the above theme. This should be completed on A4 paper and clearly named on the back and not on the front design itself.

Please return Homework by Wednesday 25th November.

This is a wonderful piece of creative RE Homework for this half term. We look forward to seeing your child's Christmas card creation.

If you have any questions about this Homework, then please ask. Thank you for your support!